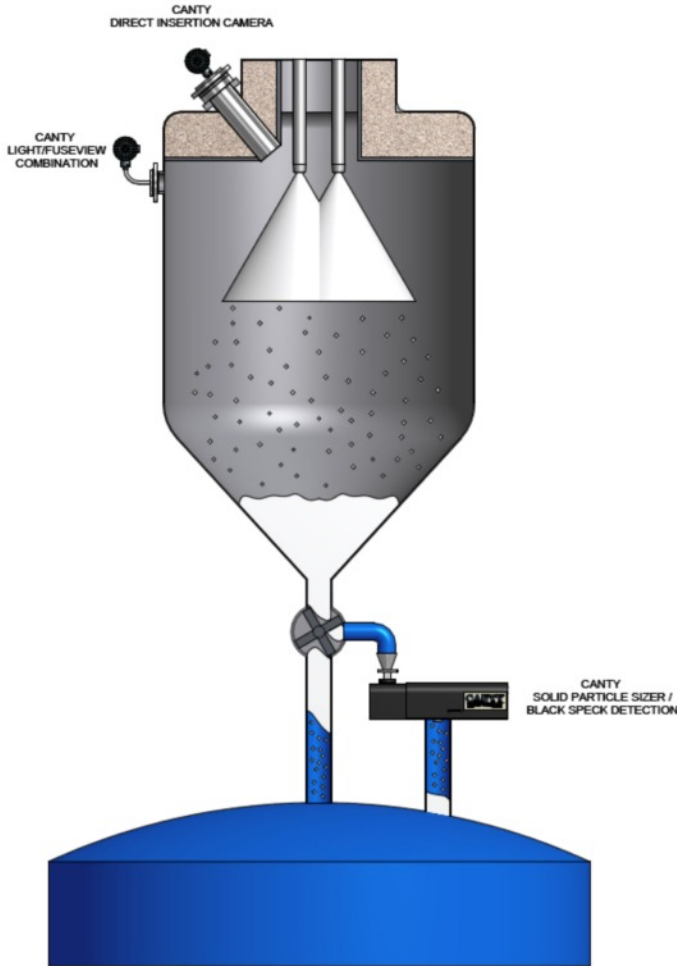


# CANTY

## PROCESS TECHNOLOGY

## SPRAY DRYER MONITORING SYSTEM

### SPRAY DRYER MONITORING



### APPLICATIONS

- Dairy Powders
- Pharmaceutical Powders
- Tablet Coaters

### MOUNTING CONNECTIONS

- Flanged
- Tri-Clamp®
- Dairy Fittings

### SPRAY DRYER MONITORING

Canty Spray Dryer Monitoring Systems are vision based, industrial camera / light combinations used to view spray nozzle patterns in real time. This allows operators to see changes in the profile of the spray pattern, and detect clogging before it becomes a problem. Operators can easily view for product build-up before there is a chance for fire.

This Vision System can be automated by the Canty Vector™ Image Processor to measure the size and shape of the spray pattern profile. Alarms can then be sent to the control system if nozzles clog or the spray pattern changes.

### PARTICLE SIZE MEASUREMENT

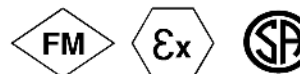
The Canty Solid Sizer™ and Vector™ System can be used simultaneously with the spray nozzle monitoring system to determine the final product size. Particles ranging from .002" to .24" (50 micron - 6mm) are analyzed using 2 dimension imaging software for true size and shape information.

Results can be sent to the control system, allowing pressure adjustments to be made automatically.

A full particle size distribution can be obtained or just critical measuring points. All results can be saved to a file for a historical record.

### FEATURES

- Fiber Optic "Cold" Light Means No Product Bake-On
- Fused Glass Interface
- Multiplexing Video Inputs
- World Wide Approvals to FM, CSA, and ATEX
- Single Nozzle Viewing / Illuminating
- Remote Dimmer
- Spray Rings Available For Cleaning
- Multiple Outputs Such As 4-20mA, Or TCP/IP Interfaces Can Be Used



**CANTY**

JM Canty Inc  
JM Canty Intl Ltd

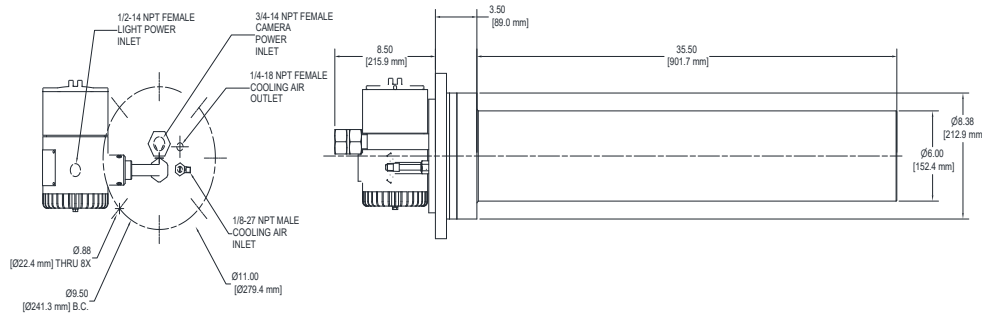
Buffalo, NY USA  
Dublin, Ireland

Ph: (716) 625 4227  
Ph: + 353 (01) 882 9621

Fax: (716) 625 4228  
Fax: +353 (01) 882 9622

[www.jmcanty.com](http://www.jmcanty.com)

# Ordering Information



HOW TO ORDER: Select the appropriate symbols and build a part number as shown:

## EXAMPLE:

# V6B21B61J - 18INS - CT-ST

### VISION SYSTEM

- V - North American standard
- VE - European standard

### ENVIRONMENTAL RATINGS

- 6 - NEMA 4 weather proof, IP66
- 7 - Explosion proof (US) or Flame proof (Europe)

### CAMERA OPTIONS

- B - B & W camera
- L - Low Light B & W camera
- C - Color camera
- I - Infrared (near) B & W
- E - Ethernet Network Video camera

### LENS OPTIONS

(Note: Some lenses are not available with certain mounting connections. Consult your binder for details)

- 2 - 56° (H) x 43° (V)
- 3 - 69° (H) x 53° (V)
- 6 - 41° (H) x 31° (V)

### CAMERA POWER SUPPLY OPTIONS

- 1 - User supplies 120 V AC. Power supply in a non WP or EXP enclosure. User provides enclosure and switch as needed.
- 2 - No power supply required.
- 5 - User supplies 120 V AC. Power supply in a WP enclosure.
- 6 - User supplies 240 V AC. Power supply in an IP/WP enclosure.
- 7 - User supplies 120 V AC. Power supply in an EXP enclosure. PSU enclosure is rated Class I, Div 1, Groups C & D.
- 8 - User supplies 240 V AC. Power supply in non WP or FP enclosure. User provides enclosure and switch as needed.

### WETTED MATERIAL OPTION

- B - 316 L Stainless Steel\*
- D - Hastelloy® C-276 or equal
- E - Hastelloy® C-22® or equal

### MAINTENANCE OPTIONS

- CT - ST - Cooling Tube, Spray Tube (insertion lengths > 18")

### INSERTION LENGTHS

- 18INS - 18" [457mm] Insertion
- 24INS - 24" [610mm] Insertion
- 36INS - 36" [914mm] Insertion

### LIGHT OPTIONS

- J - HYL 80 1SRDO (120 V)
- G - HYL 80 1SRDO (240 V)
- A - HYL 80 1SDO (120 V)
- N - Camera only - will not accept an integral light
- 0 - Combo w/ light - will accept an existing light (Note: Without a light source the camera cannot maintain WP or EXP integrity)

### NON WETTED MATERIAL

- 0 - No flange required (if selecting a flanged model). Select this option when choosing NPT or Tri-clamp® models also.
- 1 - 150 # carbon steel ANSI flange
- 2 - 150 # 316L stainless steel ANSI flange
- 3 - 300 # carbon steel ANSI flange
- 4 - 300 # 316L stainless steel ANSI flange
- 6 - 16 Bar carbon steel DIN flange
- 7 - 16 Bar stainless steel DIN flange
- 8 - 10 Bar carbon steel DIN flange
- 9 - 10 Bar stainless steel DIN flange

### MOUNTING CONNECTION

- 6 - 6" ANSI flange
- 8 - 8" ANSI flange
- 10 - 10" ANSI flange
- T - 8" Tri-clamp®
- S - 80FL16S- 80mm DIN flange (Consult factory for additional sizes and ratings.)

\* Cauty Reserves the right to upgrade to Hastelloy®, at their cost

# CANTY

JM Cauty Inc  
JM Cauty Intl Ltd

Buffalo, NY USA  
Dublin, Ireland

Ph: (716) 625 4227  
Ph: + 353 (01) 882 9621

Fax: (716) 625 4228  
Fax: +353 (01) 882 9622

[www.jmcanty.com](http://www.jmcanty.com)

All registered trademarks are the property of their respective owners.